

Art Smart

Directions: Use the Avery Business Cards Templates found at the Word Gameboard site (<http://jc-schools.net/tutorials/gameboard.htm>) to create game cards. Players roll the die, take a card, answer the question correctly and move the number of dots on the die. First player to reach the end of the game wins. Continue playing to find out who comes in second, third, and fourth place.



Ideas for game cards:

- Art Vocabulary words
- Art History

Game Tokens:




START
↓




Go ahead 2 spaces

Take the Shortcut Pass




Take an extra turn



Go ahead 2 spaces



Miss one turn




Art Smart

END


Go back 2 spaces

Go back 2 spaces


Miss one turn



Go ahead 2 spaces



Go back 2 spaces




Take the Shortcut Pass



Take an extra turn



Go ahead 2 spaces



Take an extra turn

