

# Falling!







**Directions:** Use index cards to create game cards. Cards can also be created using the [Avery Business Cards #5376 Template \(http://208.183.128.3/tutorials/gamecards-Avery5376.doc\)](http://208.183.128.3/tutorials/gamecards-Avery5376.doc). Players roll the die, take a card, answer the question correctly and move the number of dots on the die. First player to reach the end of the game wins. Continue playing to find out who comes in second, third, and fourth place.






Ideas for game cards:

- Reading vocabulary words
- Science vocabulary words
- Social Studies vocabulary words
- Parts of speech
- Phonic sounds
- Proper/common nouns
- Singular/plural words
- Story comprehension questions
- Math facts
- Telling Time
- Punctuation marks

**Game Tokens:**



# START



# Falling!

